

How to get started climbing at The Paul Derda Recreation Center:

No experience, No problem. Check the climbing schedule and join us during supervised climbing hours. Our staff will take care of all the technical aspects for you. Once you have paid the daily entrance fees, supervised climbing is available to you for no additional charge. You will need to be prepared with a waiver (available on line) and a Broomfield Recreation Services I.D.. Please note supervised climbing hours and the staff available are pre-set. You will have to wait in line with other users. Groups of 6 or more climbers will be asked to stagger use to ensure fair climbing opportunities for all. If you are concerned with time, you may want to consider a class or a private lesson (additional fees apply).

Are you an experienced climber? Check the climbing schedule and join us during supervised climbing hours for a top rope belay assessment (daily entrance fees apply). If you complete the top rope belay assessment, the climbing wall will then become available for you to use during both supervised and unsupervised hours. Lead climbing is also available once you have completed a lead assessment. The time frame for completing assessments is dependant on how well you know the information and how busy it is at the wall. We will be assessing climbing skills that you already possess. (see climbing 101 if you would like to learn these skills). Please allow for plenty of time and understand that you may have to wait if it is busy. If you are concerned with time, you may want to consider a private lesson as an option for the assessment (additional fees apply).

Time Block Descriptions

Unsupervised— During this time, climbers who have completed a PDRC belay assessment may utilize the wall. Assessed climbers may bring “guest climbers” to climb, however the “guest climber” will not be allowed to belay, use the auto belay, or boulder. To take our top rope belay assessment you must be 15 or older and have the necessary climbing experience to pass the assessment (knots, belay technique, etc). Please let the front desk know you intend to climb. They will send a supervisor down to the wall to verify your assessment and check out any gear needed. Remember you will need your Recreation Services I.D. to check out any equipment.

Supervised—During this time, all climbers are welcome. Our staff is available to belay you or your children up the wall. Wait times will vary. Waiver and Rec. Services I.D. required. Children 14 & under will need an adult present at the wall while climbing.

Class— When Class time is designated on the climbing schedule, the climbing wall will be closed to other users unless indicated otherwise. To participate in Climbing Classes you will need to pre-register.

Bouldering— You will need to complete a PDRC belay assessment & wall orientation before you can boulder (age 15+).

Lead Climbing — During any unsupervised climbing time climbers who are PDRC lead assessed will be allowed to lead climb. To take our lead assessment you must be 18 or older. You will be required to demonstrate that you can climb a 5.9. We also require that you test with a partner or a climber who has already completed the lead assessment. You will be tested on both lead climbing ability and lead belay.








Climbing Information

Our indoor climbing wall is an exciting and fun way to challenge your mental and physical strength. Custom built by the Eldorado Wall Company in Boulder, Colorado, our state of the art, 35-foot climbing wall offers 3300 square feet of climbing surface.

A few notes and reminders about the climbing wall:

- Everyone must have a completed waiver and release on file (available on-line, at the Fitness Desk, or at the Front Desk).
- We provide all equipment needed at no cost. **You must have a Recreation Services I.D. card in order to check out any equipment.** The card is free and valid for two years if you are a resident, if you are a nonresident it is good for one year and will cost \$5.
- Belay/Lead assessments will only be given during Supervised hours.
- All Climbers 14 and under must be accompanied by an adult over the age of 18.
- To boulder, you will need to complete a belay assessment & wall orientation.
- Groups of 6 or more climbers will be asked to stager use to ensure fair climbing opportunities for all.

March-April 2015 *Please note schedule is subject to change						
Monday	Tuesday	Wednesday	Thursday	Friday	Saturday	Sunday
5am-4:00pm Unsupervised	5am-4:00pm Unsupervised	5am-10pm Unsupervised	5am-4:00pm Unsupervised	5am-2pm Unsupervised	7am-10:30am Unsupervised	8am-12pm Unsupervised
4:00-5:30pm Class (Wall closed to all other climbers)	4:00-5:30pm Class (Wall closed to all other climbers)		4:00-5:30pm Class (Wall closed to all other climbers)	<u>2pm-6:30pm</u> Wall closed for maintenance	10:30am-12pm Class <i>Call ahead if no class is scheduled certified climbers welcome</i>	
<u>5:30-8pm</u> Supervised	<u>5:30-8pm</u> Supervised		<u>5:30-7pm</u> Supervised		<u>12pm-4pm</u> Supervised <i>Limited use 2-3pm for birthday parties</i>	<u>12pm-4pm</u> Supervised
8pm-10pm Unsupervised	8pm-10pm Unsupervised		7pm-9pm Class <i>Call ahead if no class is scheduled certified climbers welcome</i>		4-8pm Unsupervised	4pm-6pm Unsupervised

Subscribe to "B in the Loop" to join in the paperless revolution!
www.broomfield.org/subscribe/

www.BroomfieldRecreation.com
303.460.6900 **303.464.5500**